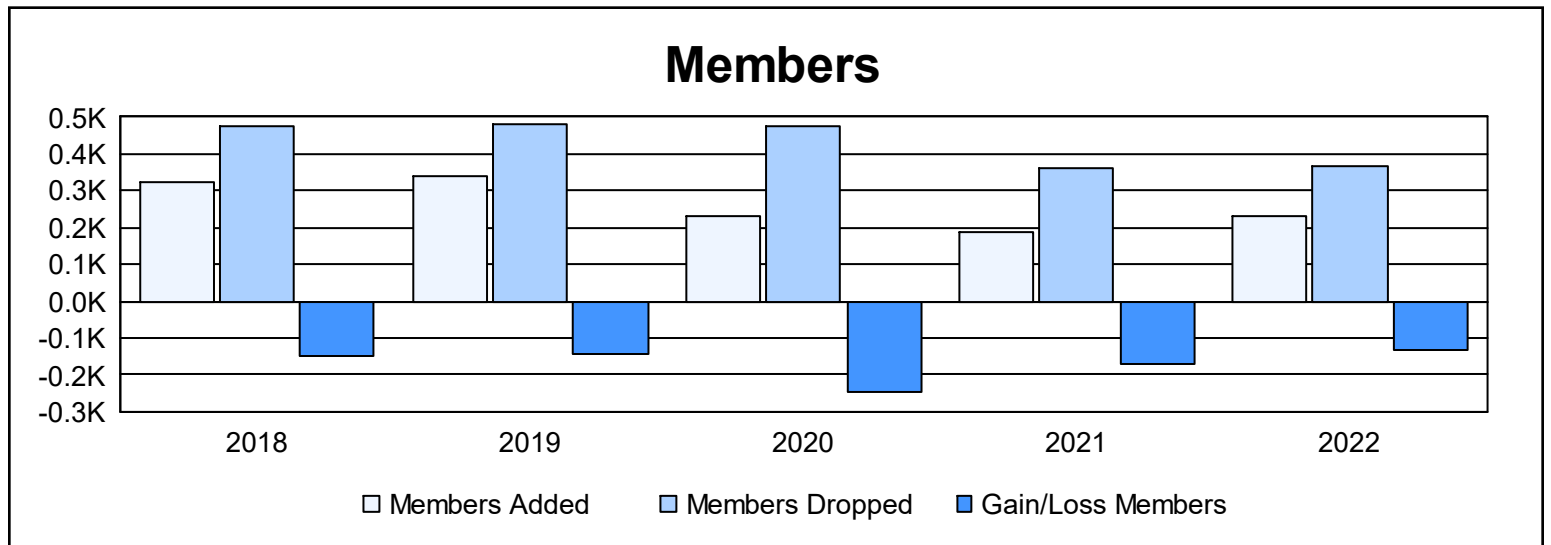
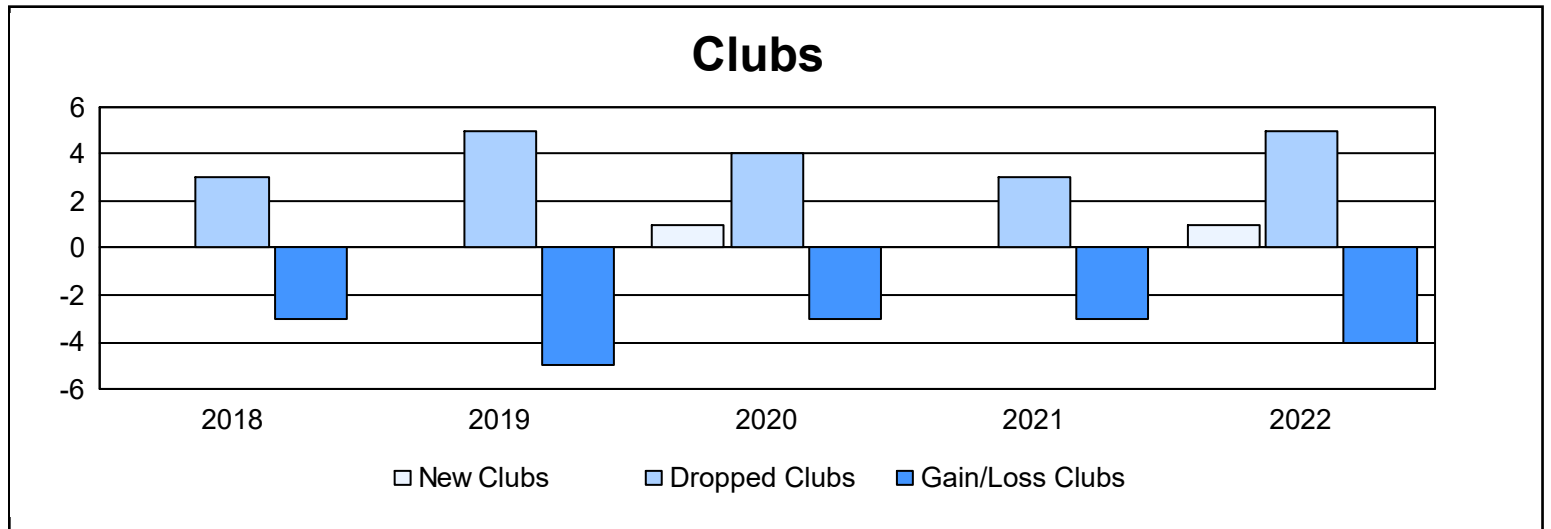
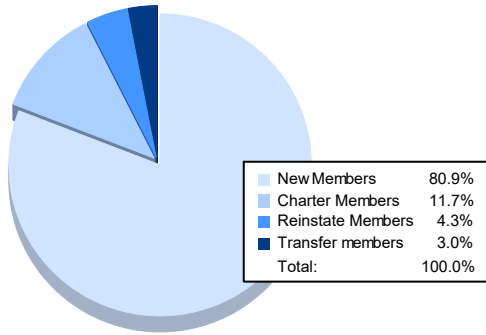


Year	New Clubs	Dropped Clubs	Gain/ Loss Clubs	New Members	Charter Members	Reinstate Members	Transfer Members	Total Member Added	Total Members Dropped	Gain/ Loss Members
2017-2018	0	3	-3	308	0	5	11	324	473	-149
2018-2019	0	5	-5	321	0	12	7	340	482	-142
2019-2020	1	4	-3	189	21	5	15	230	478	-248
2020-2021	0	3	-3	177	0	7	5	189	359	-170
2021-2022	1	5	-4	186	27	10	7	230	365	-135
<b>Average</b>	<b>0</b>	<b>4</b>	<b>-4</b>	<b>236</b>	<b>10</b>	<b>8</b>	<b>9</b>	<b>263</b>	<b>431</b>	<b>-169</b>



### Membership Composition June 2022 Cumulative



### Gender Composition June 2022 Cumulative

